



Block Trading Solutions



Key highlights

- The **total volume** traded in the solutions has **already surpassed** the amount recorded for the **entire year of 2024**: it has reached **R\$9.2 billion** by the first half of July, compared to R\$6.5 billion in 2024.
- In the first week of July, we had **another trading record**: **R\$2.3 billion**, with one of the transactions having a **premium of R\$0.98 (or 4.8%)**.
- Since June 23, two **new improvements** have been made available in the Midpoint: the **removal of the requirement to trade in multiples** and the **parameterization of the minimum execution quantity**. Since then, there has been a **43% increase in the daily average of orders**.

Statistics

(from 01/02/24 to 11/07/25)



BRL 15,75 bi
traded, and **ADTV**
of **BRL 40,8 M**



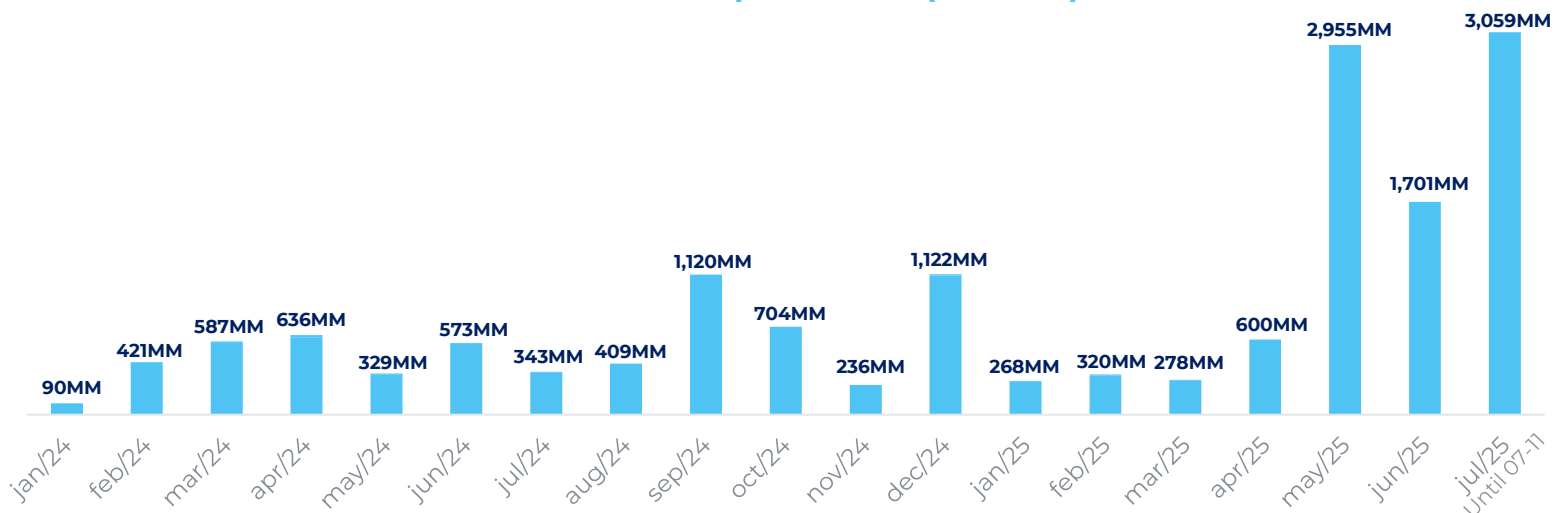
771 trades
in total, including
Stocks, BDRs, REITs and Units



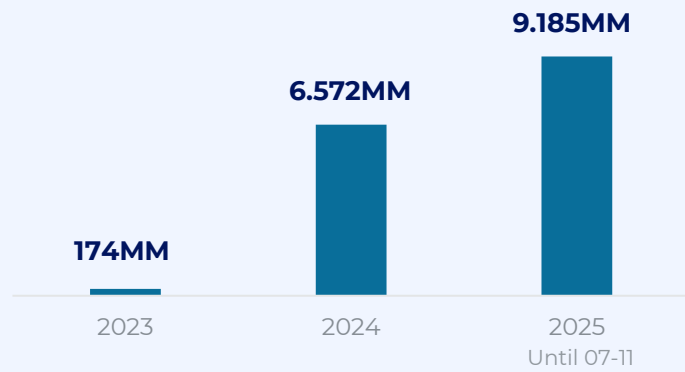
Volume by product

Stocks/Units	R\$ 15,313,080,000.00
REITs	R\$ 347,650,000.00
BDRs	R\$ 96,950,000.00

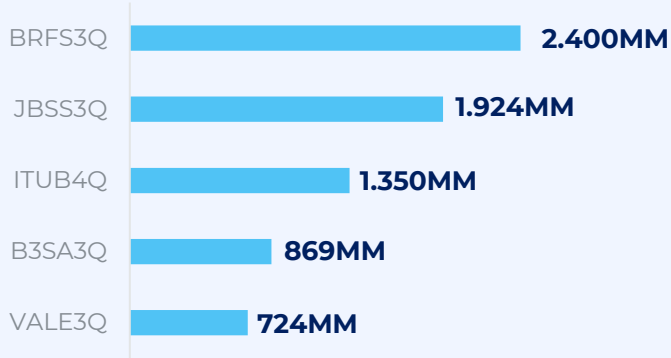
Traded Volume per month (BRL MM)



Annual Volume



Most traded tickers (BRL MM)



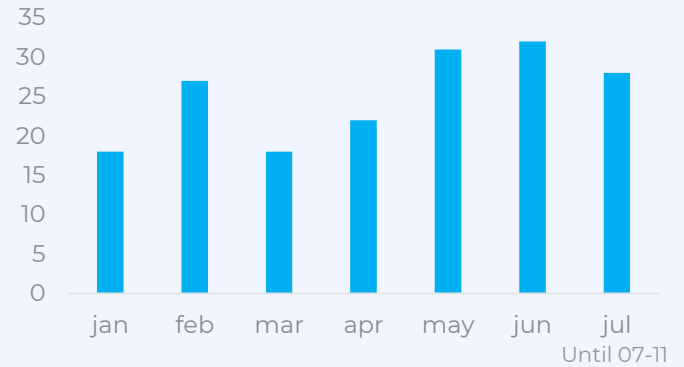
Top 5 largest premiums in the last 3 months

Ticker	Volume	Price at BBT	Last price at central order book	%
CNES11	0.54MM	BRL 1,24	BRL 1,16	6,9%
CNES11	0.54MM	BRL 1,24	BRL 1,17	6,0%
CNES11	0.54MM	BRL 1,24	BRL 1,18	5,1%
SARE11	9.0MM	BRL 4,9	BRL 4,67	4,9%
BRFS3	107.3MM	BRL 21,5	BRL 20,51	4,8%

Consolidated volume per solution (BRL)



Number of tickers with orders at BBT



Top 5 largest discounts in the last 3 months

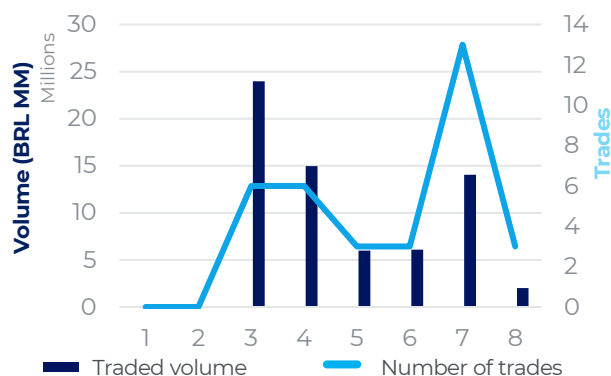
Ticker	Volume	Price at BBT	Last price at central order book	%
PMAM3	6.8MM	BRL 2,05	BRL 2,19	-6,4%
MDNE3	15.3MM	BRL 17,61	BRL 18,52	-4,9%
COCE5	1.4MM	BRL 24,70	BRL 25,40	-2,8%
HTMX11	5.6MM	BRL 141,1	BRL 144,8	-2,6%
RADL3	3MM	BRL 15,05	BRL 15,38	-2,1%

Traded volume and number of trades per liquidity level

In both solutions (Midpoint and BBT), ~66% of the volume traded occurred for tickers from intermediate liquidity levels (from 3 to 5). Highlight for BBT, for which 84% of the traded volume occurred for levels 1 to 5.

The average of traded volume per trade is higher in BBT.

Midpoint



BBT

