



BOLETIM MENSAL BDR DE ETF

BDR's on ETF's NEWSLETTER

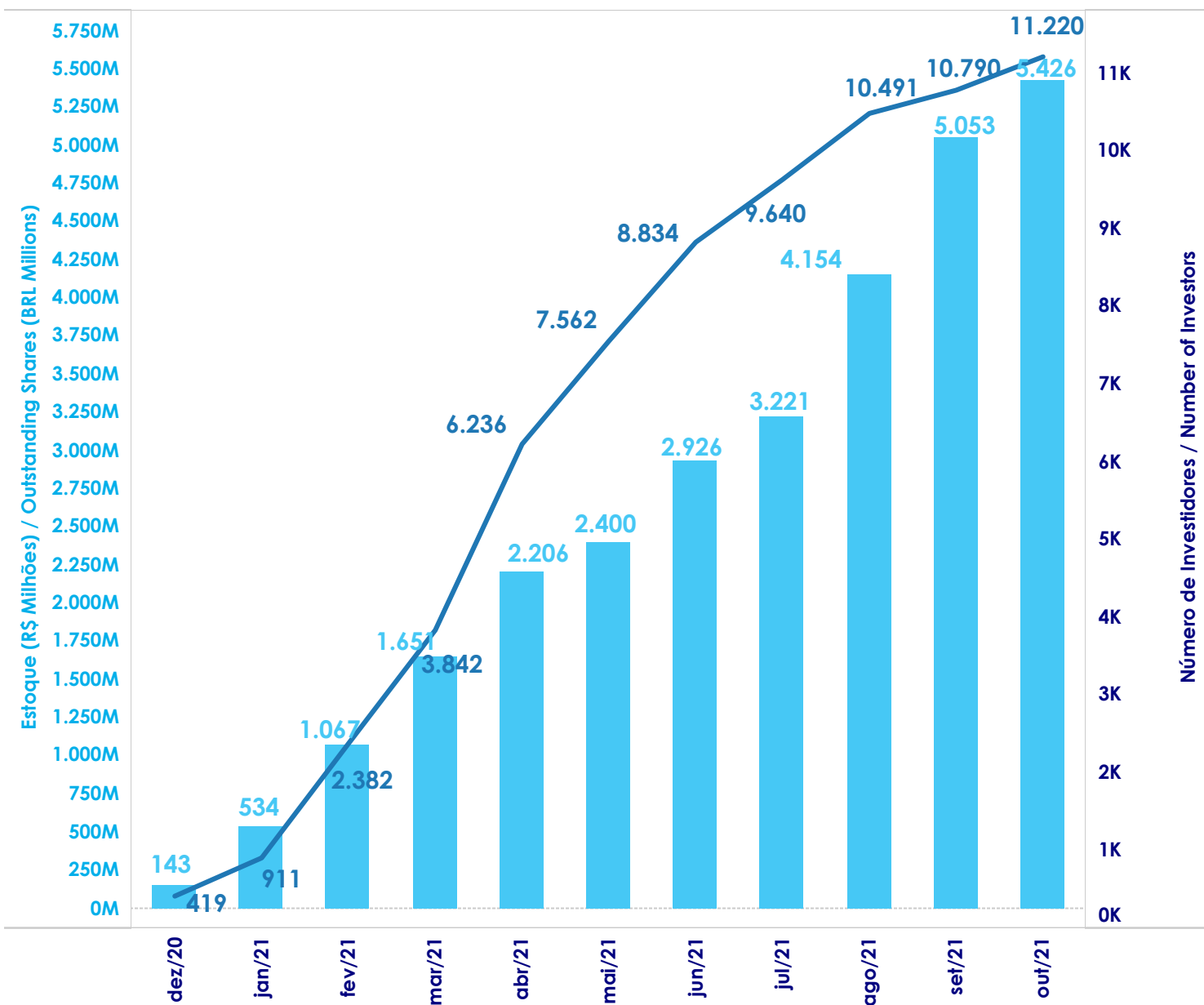
Outubro/October 2021

ESTOQUE E NÚMERO DE INVESTIDORES

Outstanding shares and Number of Investors



Evolução do estoque e número de investidores com posição em custódia



Número de Investidores por Tipo Investidor

Number of investors by type of investor
Outubro/October 2021

Pessoas Físicas / Individuals	10.977
Investidores Institucionais / Institutional Investors	148
Outros / Others	88
Não Residentes / Foreign Investors	7

* Número de investidores considerado a partir da contagem de CPF/CNPJs

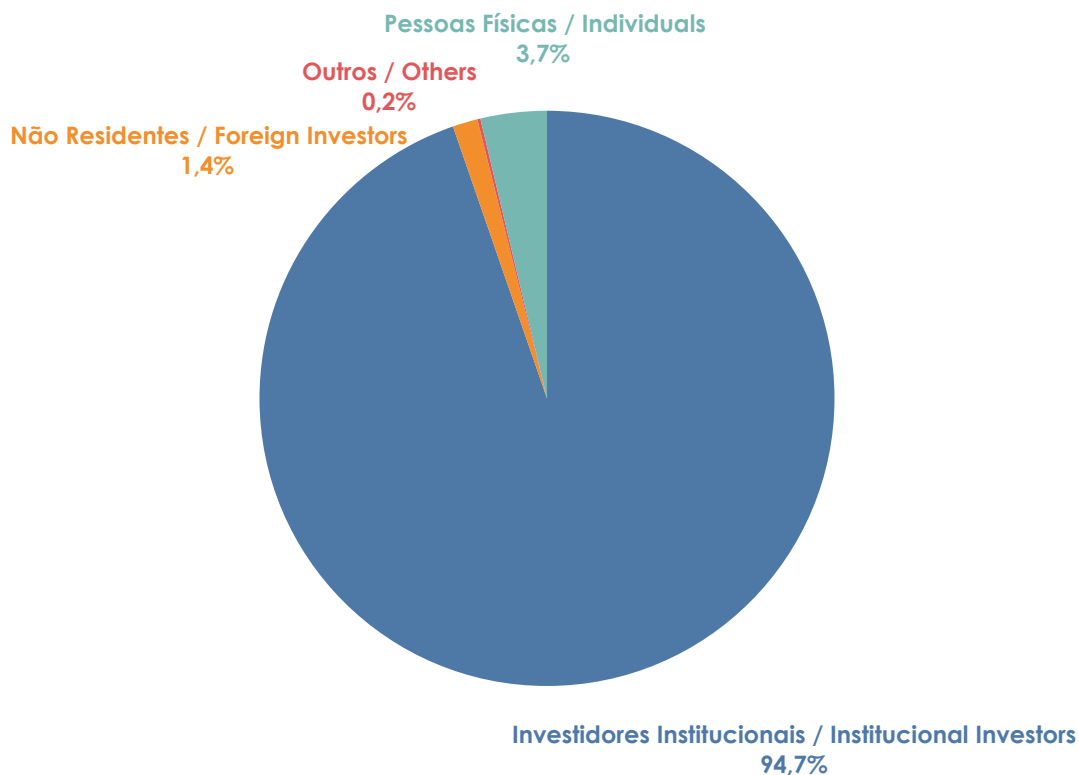
PARTICIPAÇÃO POR TIPO DE INVESTIDOR

Breakdown by type of investor

Participação na posição em custódia (R\$)

Outstanding shares by type of investor (BRL)

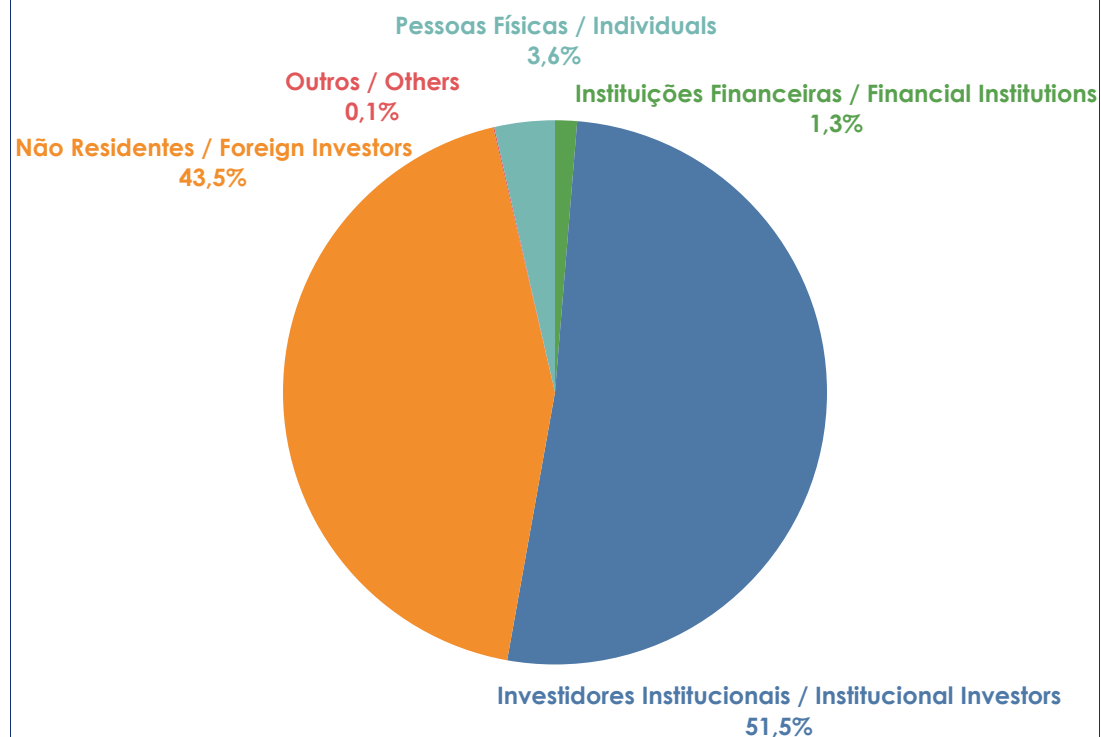
Outubro/October 2021



Participação no volume negociado (R\$)

Trading value by type of investor (BRL)

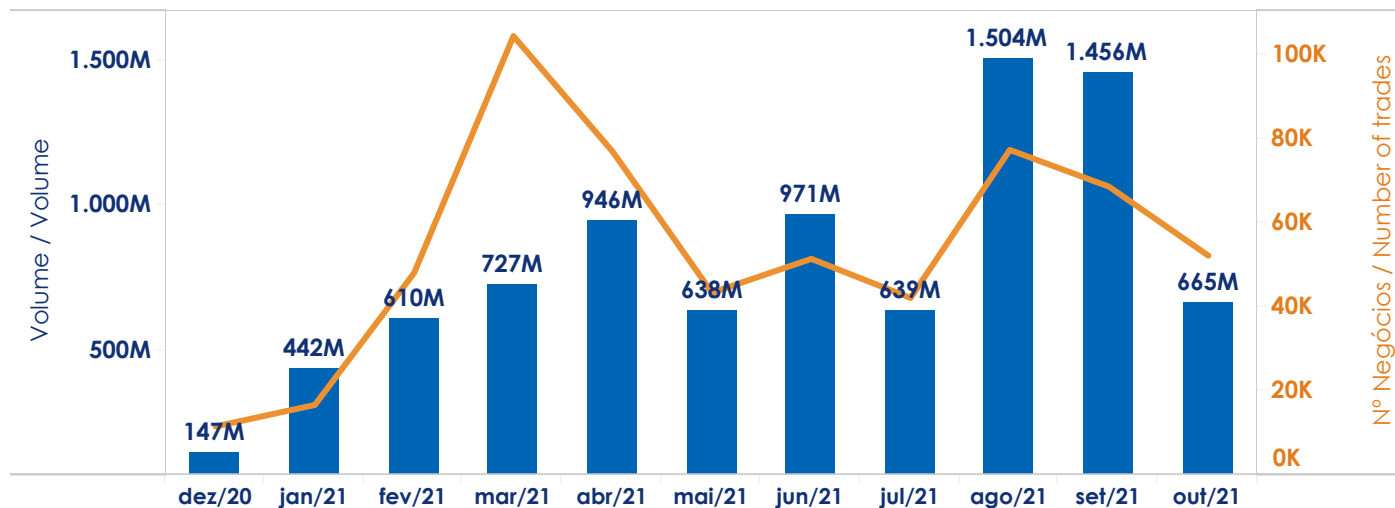
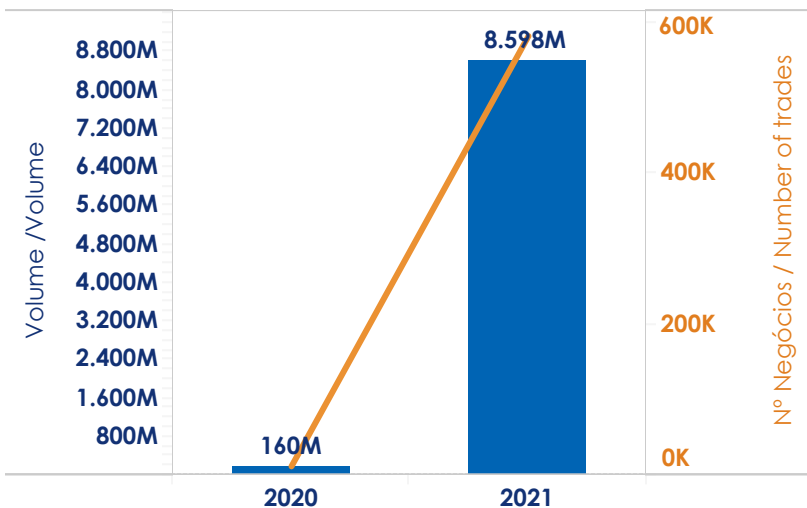
Outubro/October 2021



¹ Outros contempla Pessoas Jurídicas não financeiras

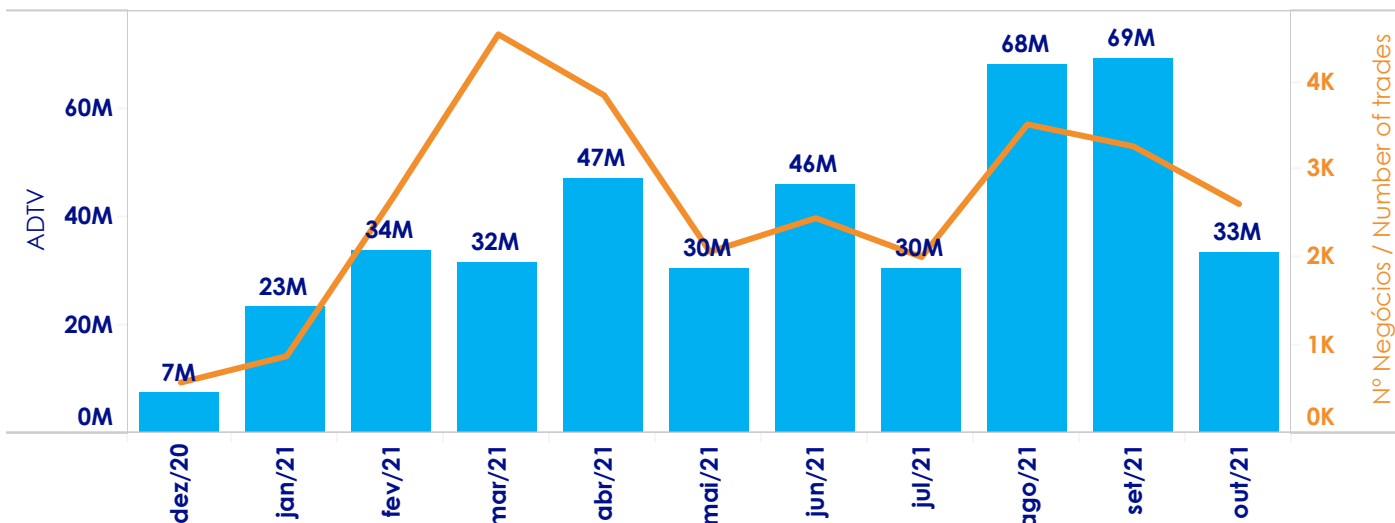
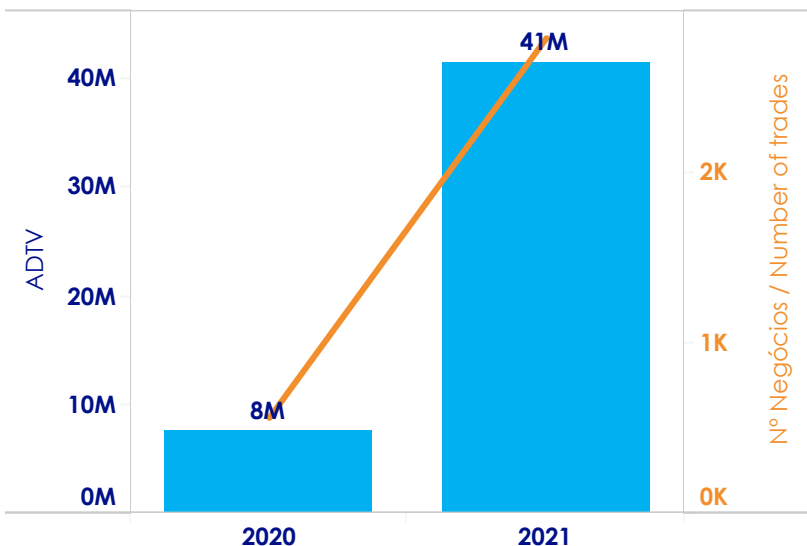
Evolução do volume (R\$ Milhões) e número de negócios (Milhares)

Trading value (BRL Millions) and Number of trades (Thousands)



Evolução do ADTV (R\$ Milhões) e da média de número de negócios (Milhares)

Average trading value (BRL Millions) and average number of trades (Thousands)



BDRs DE ETF MAIS RENTÁVEIS

BDR's on ETF's Performance



Top 10 | Variação mensal do preço de fechamento

Top 10 | Monthly Performance

Ticker BDR	Fundo	Banco Depositário	Paridade	Δ%
BCIR39	First Trust Nasdaq Cybersecurity ETF	Banco B3	1:5	13,0%
BICL39	iShares Global Clean Energy ETF	Banco B3	1:2	20,4%
BIVW39	iShares S&P 500 Growth ETF	Banco B3	1:8	11,8%
BIYE39	iShares U.S. Energy ETF	Banco B3	1:3	14,4%
BIYF39	iShares US Financials ETF	Banco B3	1:15	16,4%
BIYW39	iShares US Technology ETF	Banco B3	1:35	11,7%
BMTU39	iShares MSCI USA Momentum Factor ETF	Banco B3	1:20	13,4%
BQUA39	iShares MSCI USA Quality Factor ETF	Banco B3	1:15	11,6%
BSLV39	iShares Silver Trust	Banco B3	1:3	11,8%
BSUS39	iShares ESG MSCI USA Leaders ETF	Banco B3	1:8	12,2%

Nota: Rentabilidade mensal se refere variação do preço de fechamento entre 29/10/2021 e 30/09/2021

Top 10 | Variação do preço de fechamento desde nov/2020

Top 10 | Performance since november 2020

Ticker	Fundo	Banco Depositário	Paridade	Δ %
BIYF39	iShares US Financials ETF	Banco B3	1:15	53,8%
BIJR39	iShares Core S&P Small-Cap ETF	Banco B3	1:8	45,4%
BIYW39	iShares US Technology ETF	Banco B3	1:35	43,7%
BNDA39	iShares MSCI India ETF	Banco B3	1:4	40,5%
BIXN39	iShares Global Tech ETF	Banco B3	1:30	39,1%
BIJH39	iShares Core S&P Mid-Cap ETF	Banco B3	1:20	37,9%
BIVB39	iShares Core S&P 500 ETF	Banco B3	1:40	37,0%
BEGU39	iShares ESG Aware MSCI USA ETF	Banco B3	1:10	36,3%
BITO39	iShares Core S&P Total US Stock Market ETF	Banco B3	1:10	35,9%
BDVY39	iShares Select Dividend ETF	Banco B3	1:10	35,4%

Nota: Rentabilidade dos últimos meses se refere a variação do preço de fechamento entre 29/10/2021 e 30/11/2020

BDRs DE ETF MAIS NEGOCIADOS

Most Traded BDR's on ETF's



Top 10 BDRs de ETF em outubro 2021

Top 10 | outubro 2021

BDR	Fundo	Banco Depositário	Paridade	ADTV	Market Share
BEEM39	iShares MSCI Emerging Markets ETF	Banco B3	1:6	5.133K	15%
BACW39	iShares MSCI ACWI ETF	Banco B3	1:10	4.546K	14%
BEGU39	iShares ESG Aware MSCI USA ETF	Banco B3	1:10	3.888K	12%
BIEU39	iShares Core MSCI Europe ETF	Banco B3	1:6	2.864K	9%
BEWU39	iShares MSCI United Kingdom ETF	Banco B3	1:3	1.576K	5%
BEFV39	iShares MSCI EAFE Value ETF	Banco B3	1:6	1.454K	4%
BIAU39	iShares Gold Trust	Banco B3	1:4	852K	3%
BCHI39	iShares MSCI China ETF	Banco B3	1:8	840K	3%
BIBB39	iShares Biotechnology ETF	Banco B3	1:15	748K	2%
BAAX39	iShares MSCI All Country Asia ex Japan ETF	Banco B3	1:10	745K	2%

Top 10 BDRs de ETF desde nov/2020

TOP 10 | Since november 2020

BDR	Fundo	Banco Depositário	Paridade	ADTV	Market Share
BEGU39	iShares ESG Aware MSCI USA ETF	Banco B3	1:10	9.154K	24%
BACW39	iShares MSCI ACWI ETF	Banco B3	1:10	4.567K	12%
BAAX39	iShares MSCI All Country Asia ex Japan ETF	Banco B3	1:10	2.656K	7%
BIEU39	iShares Core MSCI Europe ETF	Banco B3	1:6	2.472K	6%
BIXJ39	iShares Global Healthcare ETF	Banco B3	1:8	2.229K	6%
BEZU39	iShares MSCI Eurozone ETF	Banco B3	1:4	1.625K	4%
BEEM39	iShares MSCI Emerging Markets ETF	Banco B3	1:6	1.562K	4%
BEWU39	iShares MSCI United Kingdom ETF	Banco B3	1:3	1.395K	4%
BEGD39	iShares ESG Aware MSCI EAFE ETF	Banco B3	1:8	1.012K	3%
BIXN39	iShares Global Tech ETF	Banco B3	1:30	870K	2%

Evolução do Estoque de BDRs de ETF na B3 por BDR (R\$ milhares)

Monthly Outstanding Shares by ticker (R\$ thousands)

Ticker	abr/2021	mai/2021	jun/2021	jul/2021	ago/2021	set/2021	out/2021
BEGU39	627.420	713.265	872.649	973.352	1.504.005	1.820.440	2.065.814
BACW39	328.359	327.050	386.509	476.658	607.021	692.373	701.683
BIXJ39	21.398	21.884	116.252	126.036	383.450	499.467	519.267
BIEU39	66.251	112.131	171.874	221.737	301.850	318.986	332.578
BAAX39	154.562	164.019	302.560	263.172	221.132	220.897	224.511
BEGD39	107.168	140.301	137.078	160.684	165.800	197.512	223.998
BITO39	146.192	146.996	138.287	144.608	150.490	156.258	171.488
BEFV39		90	173	330	333	131.689	168.529
BCHI39	18.465	22.969	23.611	29.788	27.867	118.377	126.132
BIVB39	109.390	114.897	71.178	75.904	79.097	83.529	91.167
BEWJ39	18.502	21.345	23.783	26.293	36.388	90.877	86.332
BIVE39		161	264	440	7.018	72.519	78.892
BIXN39	21.725	22.171	116.697	125.906	66.583	66.019	73.445
BEFA39	16.443	20.753	24.717	32.966	41.620	50.629	56.696
BIBB39	29.927	33.169	36.594	42.965	57.128	65.536	55.089
BEEM39	60.932	60.359	66.834	59.257	58.004	59.632	46.685
BEZU39	167.289	108.920	67.221	57.266	62.993	57.440	39.724
BIWM39	33.147	32.763	35.556	32.688	32.855	30.446	34.734
BIAU39	13.969	16.919	16.578	18.139	18.918	20.608	30.955
BDVY39	18.596	19.486	18.748	21.043	21.668	24.128	28.033
BIEM39	11.368	20.134	24.003	36.035	34.049	28.106	28.008
BIYW39	21.206	19.402	20.537	25.005	26.528	25.121	27.958
BIYF39	22.230	23.815	25.466	29.025	58.635	19.549	23.858
BSLV39	17.482	21.375	18.958	19.326	19.089	19.519	23.342
BEWG39	19.182	22.906	27.612	29.747	26.541	22.961	17.689
BEWU39	82.800	95.530	71.550	56.046	53.357	44.329	15.982
BIGF39	6.583	7.232	8.016	10.765	12.998	14.007	13.876
BIEF39	2.636	4.534	4.699	5.097	4.870	5.346	9.776
BNDA39	4.878	6.163	6.160	6.222	5.204	8.199	9.642
BIJH39	4.993	6.331	6.367	7.274	4.991	6.582	8.454
BIJR39	3.452	4.009	3.530	4.747	4.638	5.120	8.422
BIYE39						2	8.366
BUSM39	3.606	4.154	4.288	4.694	5.858	8.382	7.650
BUSR39		2.068	2.259	3.231	4.756	5.277	6.432
BEWW39	12.329	15.444	17.866	26.115	5.419	5.501	6.296
BEWQ39		10	276	289	4.712	4.653	4.965
BEWT39	4.690	5.315	6.099	5.803	5.048	6.050	4.755
BEWZ39	4.548	5.309	5.159	5.080	4.953	4.600	4.455
BGWH39		470	617	811	790	3.297	4.065
BVLU39		255	3.448	562	451	2.341	3.717
BEWH39	3.006	3.402	3.599	3.997	4.430	4.130	2.572
BEGE39	2.909	3.267	3.346	4.239	3.326	3.286	2.474
BILF39	16.750	24.485	28.638	39.620	8.570	1.458	1.484
BAER39	1.159	1.062	1.153	1.197	1.353	1.283	1.343

Ticker	abr/2021	mai/2021	jun/2021	jul/2021	ago/2021	set/2021	out/2021
BERU39						2	6.604
BQUA39		332	327	361	504	2.883	3.629
BEWC39		41	38	39	50	1.671	2.723
BIVW39		109	128	318	451	3.145	2.425
BFBG39		40	39	141	78	109	1.400
BGRT39		392	1.028	1.459	2.111	748	1.098
BIHI39		459	543	609	632	3.021	809
BEWY39	581	675	716	778	654	664	717
BXTC39		99	305	559	1.087	861	701
BIWF39		201	207	217	227	2.246	693
BMU39		117	250	258	301	329	551
BCWV39		130	499	685	1.409	322	397
BIXG39						1.615	343
BEWL39		123	117	242	327	383	321
BEWP39	266	276	162	307	179	235	315
BIEV39		40	68	81	81	6.920	269
BIYG39		113	102	119	124	129	260
BSOX39						76	225
BSUS39		50	303	445	856	186	209
BEMV39		44	148	145	151	153	166
BEWA39		157	146	150	151	141	157
BICL39						33	149
BCIR39						73	148
BFXI39		181	89	126	133	132	145
BKYY39						35	119
BFCG39						29	83
BQTC39						11	66
BHEF39		20	20	30	52	53	56
BFAV39		31	29	30	32	31	37
BSIZ39		39	39	91	22	24	24
BFB39						1	18
BSCZ39						2	16
BFDN39						9	16
BFPI39						7	16
BQQW39						10	10
BURT39						4	10
BFTA39						5	9
BOEF39						5	6
BFXH39						1	5
BUSA39						3	3
BFDL39						1	1
BFDA39						1	1
BFPX39						1	1

