



# Block Trading Solutions



## Main updates

- ✓ In July, we reached the milestone of **R\$3 billion** traded on the solutions. There are 2 new tickers on the list of the most traded (HYPE3Q and SUZB3Q).
- ✓ Starting from August 19th, the Midpoint and BBT operations via **ePUMA** will undergo improvements! Contact your Relationship Manager to learn more.

## Statistics

(from 11/27/23 to 07/31/24)



**BRL 3.15 bi**  
traded, and **ADTV**  
of **BRL 18,9 M**



Trading concentrated on  
**BBT** and **Midpoint**, with 95%  
and 5% of traded volume, respectively

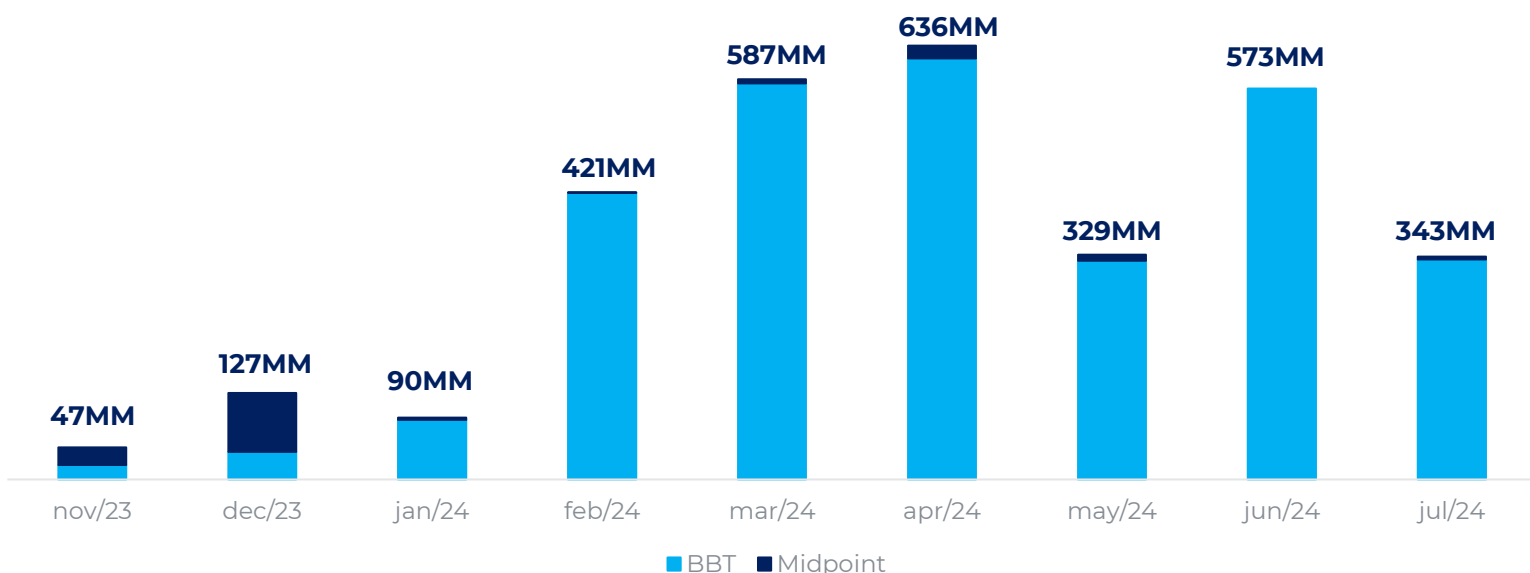


**297 trades**  
in total, including  
**stocks and BDRs**

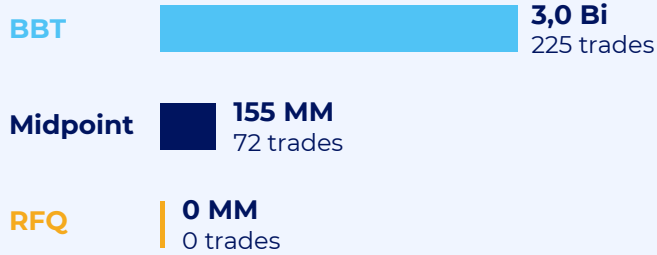


**Orders on screen**  
for **268 tickers** of all  
CVM liquidity levels

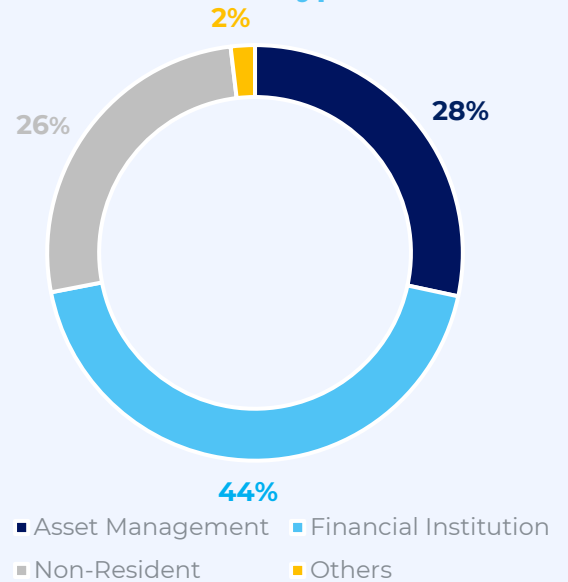
## Traded Volume per month (BRL MM)



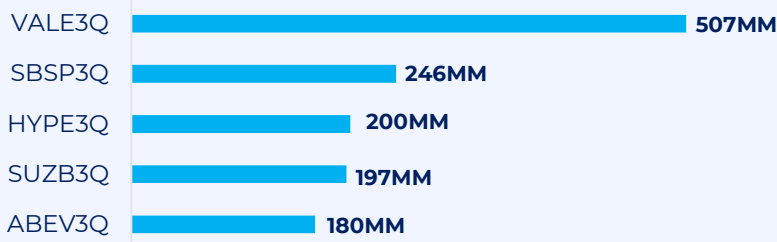
## Consolidated volume per solution (BRL MM)



## Trading volume by investor type



## Most traded tickers (BRL MM)

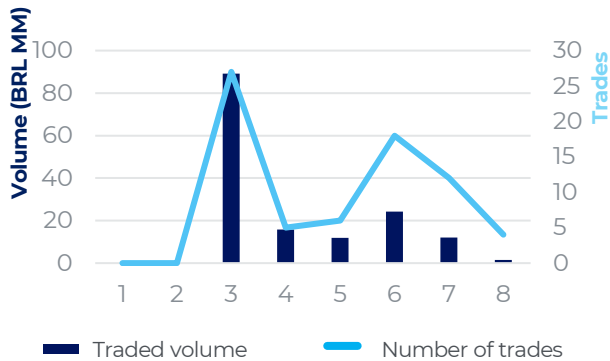


## Traded volume and number of trades per liquidity level

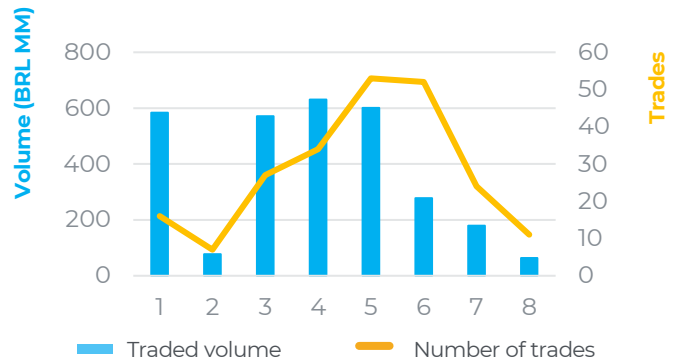
In both solutions (Midpoint and BBT), ~60% of the volume traded occurred for tickers from intermediate liquidity levels (from 3 to 5). Highlight for BBT, for which 82% of the traded volume occurred for levels 1 to 5.

The average of traded volume per trade is higher in BBT.

### Midpoint



### BBT



## Number of trades intraday

60% of the trades occurred between 10:00 and 14:00

