



Block Trading Solutions



Main updates

- ✓ The list of assets enabled for trading in the block trade solutions and their respective minimum lots have been updated by CVM and will come into effect from September 2nd. See the full list [here](#).

Statistics

(from 11/27/23 to 08/27/24)



BRL 3.52 bi
traded, and **ADTV**
of **BRL 18,9 M**



Trading concentrated on
BBT and **Midpoint**, with 95%
and 5% of traded volume, respectively

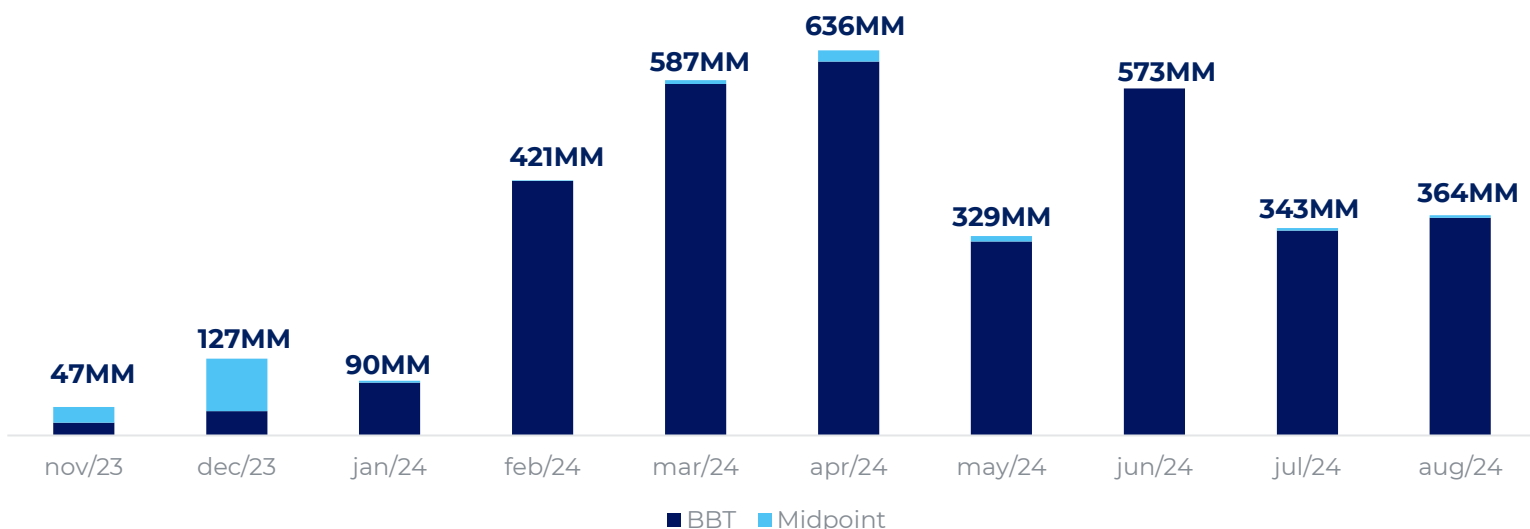


328 trades
in total, including
stocks and BDRs

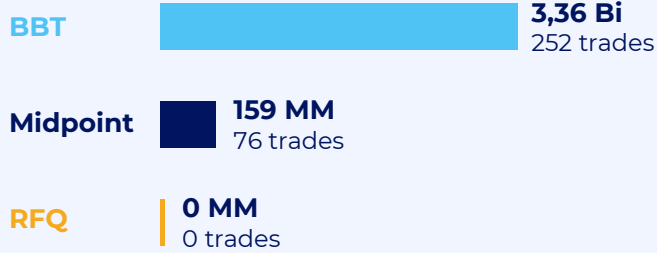


Orders on screen
for **274 tickers** of all
CVM liquidity levels

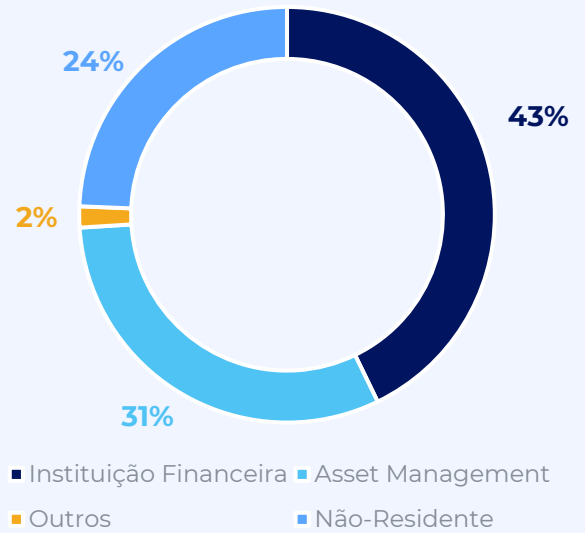
Traded Volume per month (BRL MM)



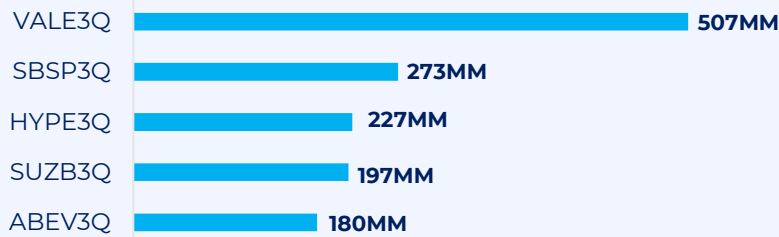
Consolidated volume per solution (BRL MM)



Trading volume by investor type



Most traded tickers (BRL MM)

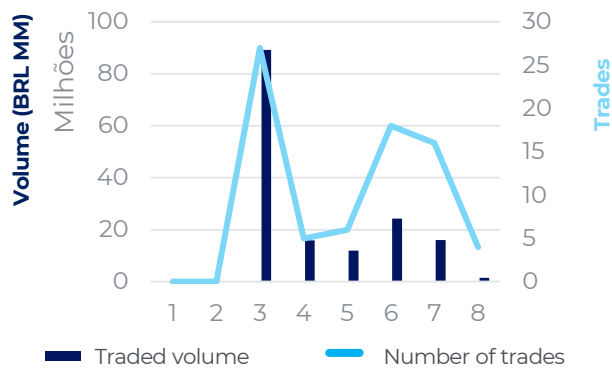


Traded volume and number of trades per liquidity level

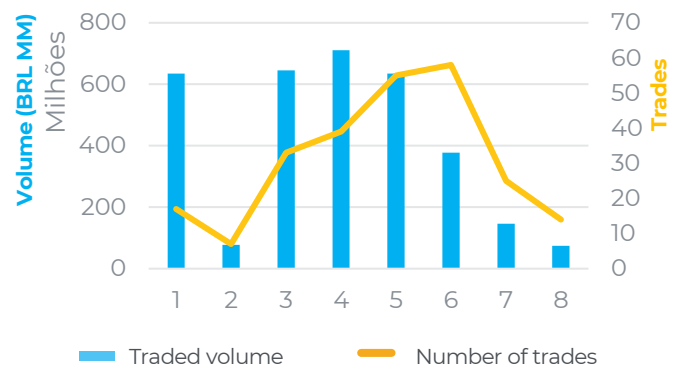
In both solutions (Midpoint and BBT), ~60% of the volume traded occurred for tickers from intermediate liquidity levels (from 3 to 5). Highlight for BBT, for which 82% of the traded volume occurred for levels 1 to 5.

The average of traded volume per trade is higher in BBT.

Midpoint



BBT



Number of trades intraday

60% of the trades occurred between 10:00 and 14:00

