



# ACCESS MANUAL

Plataform and system

**SUMÁRIO**

|   |           |
|---|-----------|
| <b>1 DATAWISE</b> .....   | <b>3</b>  |
| <b>2 GRATING ACESS</b> .....  | <b>3</b>  |
| <b>2.1 Granting access to participants</b> .....                    | <b>3</b>  |
| 2.1.1 Registration of users by the user with permission level ..... | 3         |
| <b>2.2 Granting of access to internet</b> .....                     | <b>6</b>  |
| <b>3 ACESSO AO DATAWISE</b> .....                                   | <b>7</b>  |
| <b>4 DATAWISE WEBPORTAL</b> .....                                   | <b>7</b>  |
| <b>4.1 DATAWISE Dashboards e Insights</b> .....                     | <b>8</b>  |
| <b>4.2 DATAWISE Reports</b> .....                                   | <b>9</b>  |
| 4.2.1 Administration .....  | 9         |
| 4.2.2 Download.....   | 10        |
| 4.2.3 Produtos .....  | 10        |
| <b>5 ESPECIFICAÇÕES TÉCNICAS DO TABLEAU SERVER</b> .....            | <b>10</b> |
| <b>6 CONTRACTING</b> .....  | <b>11</b> |
| <b>7 SERVICE TEAMS</b> .....  | <b>11</b> |

## **1 DATAWISE**

**DATAWISE** is an analytical data provision service that allows its users to execute descriptive analysis of the markets in which they trade or analyze individual investor's behavior. Data on DATAWISE Dashboard and Insights are published in the form of comparative panels called dashboards, with graphs and information relevant to decision-making processes and on DATAWISE Reports data are published on files format.

## **2 GRATING ACCESS**

After contracting the service, the user will be granted access to DATAWISE.

The processes for granting access to internet and extranet are described in the items below.

### **2.1 Granting access to participants**

The access granting occurs in the Unified Access Control (UAC) system, whose purpose is to provide a single system of Identity and Access Management, thereby simplifying management of accesses and unifying their control in a secure environment. To access the services contracted at DATAWISE, the user will require pre-authorization from the institution's user with permission level at UAC.

#### **2.1.1 Registration of users by the user with permission level**

To grant accesses, the user with permission level must access the website <https://cau.bvmfnet.com.br/cauwebportal/> and login:



Figure 1 – Login UAC

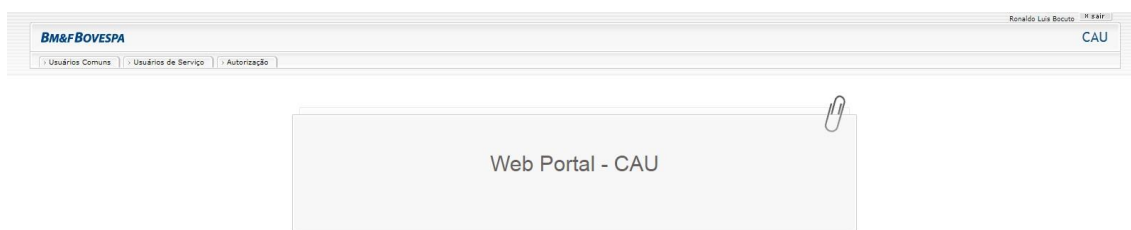


Figure 2 – UAC initial screen

At the "Autorização" (authorization) tab, select the "Conceder Acessos" (grant access) option

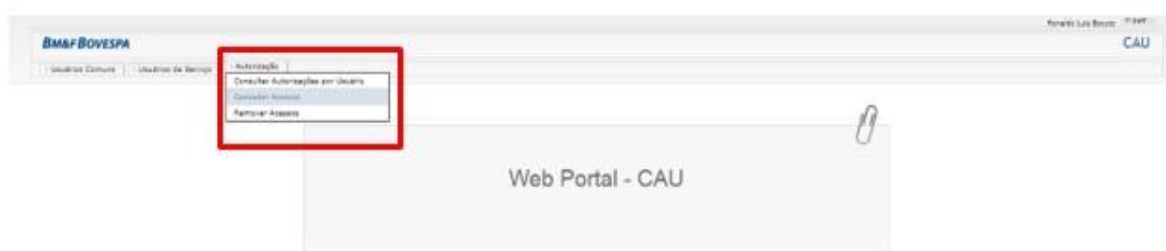


Figure 3 – Authorization tab

Type the login of the user who will have access granted and click on "consulta" (consult):

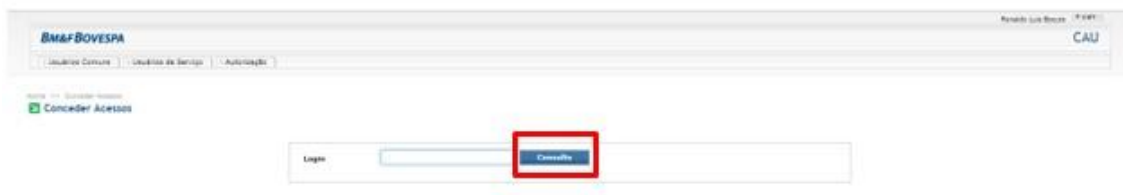


Figure 4 – Consult users

When clicking on the following icon (Figure 5), the UAC system will exhibit the available authorizations for granting to the user:

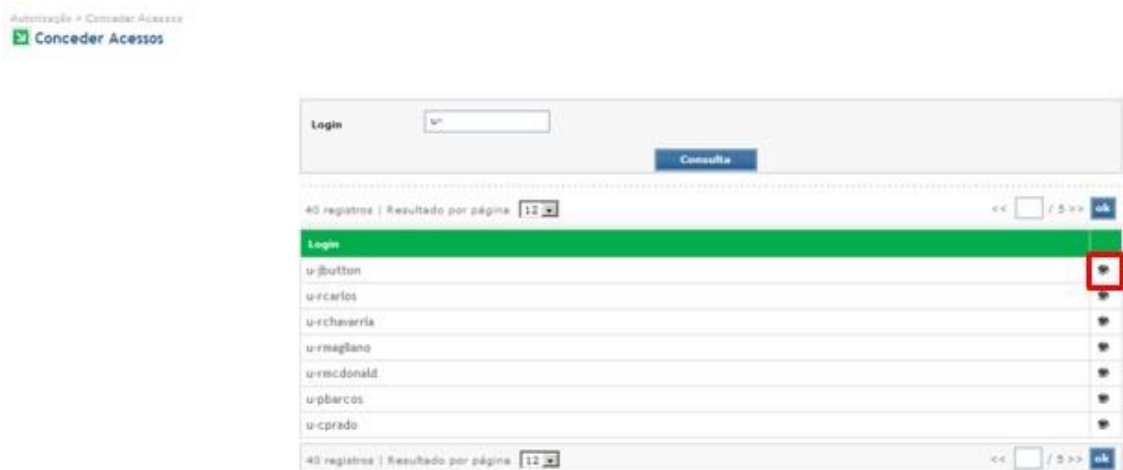


Figure 5 – Consult users 2

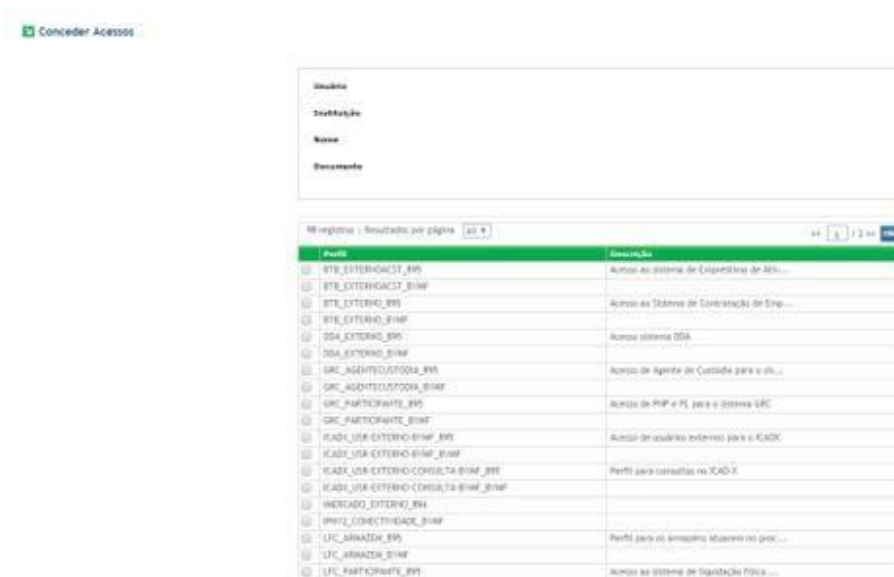


Figure 6 – Select profile

The user with permission level must select the profile of DATAWISE module contracted for DATAWISE Dashboards and Insights the profile will be DATAWISE\_EXT-ANALYTICS and for DATAWISE Reports can be DATAWISE\_REPORT-EXT-COMUTA for have access to the tab “Produtos” (Products) and DATAWISE\_REPORT-EXT-MASTER for having access to the tab “Administração” (Administration). After select the profile for granting access, you must click on “Enviar Seleccionados” (submit selected users):



Figure 7 – Submit selected users

## 2.2 Granting of access to internet

B3 will e-mail a specific DATAWISE password to internet users. After its first access, the user must change this password in order to access the webportal.

### 3 ACESSO AO DATAWISE

Access to the DATAWISE webportal will occur through the following website:  
<https://datawise.b3.com.br/>.

Enter the username and password at the login screen (Figure 8):




Figure 8 – Login DATAWISE webportal

Participants must enter a login and password of UAC authenticated systems. Non-participants must enter a login and password sent by B3, and the password must be changed upon the first access.

### 4 DATAWISE WEBPORTAL

On the main page will be all the modules contracted (Figure 9):



Figure 9 – DATAWISE Initial page

### 4.1 DATAWISE Dashboards e Insights

On DATAWISE Dashboards e Insights the products hires will be on the list of the module contracted (Figure 10):



Figura 10 – Lista f the products

Accessing the product the user will see the presente panels of the contracted segments (Figure 11):

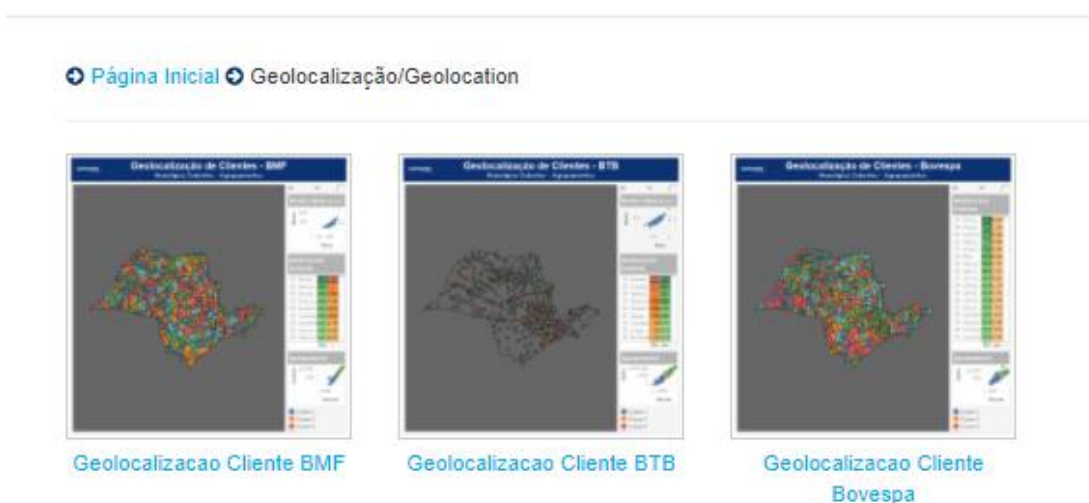


Figura 11 – Painéis divididos por segmentos



When select the Project of the choose segment the painel available will open (Figure 12):



Figure 12: painels available.

## 4.2 DATAWISE Reports

Accessing DATAWISE Reports, the user will have available the tab released on the profile on the Unified Access Control (UAC) and the permission given to him by the Master user. Check out the tabs available for each user below:

### 4.2.1 Administration

This tab will be available only for users with the master profile (DATAWISE\_REPORT-EXT-MASTER) on the UAC. On this tab the Master user will be allowed to give "Buyer" or "Viewer" permission to users of the institution. It is worth noting that if the user only has the master profile, he will not be able to access the downloads tab, which gives access to the product.

#### 4.2.2 Download

This tab will be available only for users with the comum profile (DATAWISE\_REPORT-EXT-COMUM) on the UAC. The files that the buyer user has released for that particular user are displayed on this tab so that the download can be performed

#### 4.2.3 Produtos

This tab will be available only for users with the common profile (DATAWISE\_REPORT-EXT-COMUM) on the UAC and with the permission of "Comprador" (Buyer). On this table the users can view existing products, product examples, and purchase new products.

### 5 ESPECIFICAÇÕES TÉCNICAS DO TABLEAU SERVER

The modules of DATAWISE Dashboards and Insights are powered by Tableau Server so before accessing these modules it is important to check whether the browser compatibility prerequisites have been met.

Tableau Server 10.3

| <b>Navegadores da Web</b>                               |
|---|
| Chrome no Windows, no Mac e no Android 4.4 ou posterior |
| Microsoft Edge e Internet Explorer 11 no Windows        |
| Mozilla Firefox e Firefox ESR no Windows e no Mac       |
| Apple Safari no Mac e no iOS 8.x ou posterior           |

## 6 CONTRACTING

Service contracting is carried out directly with the B3 Customer Relationship area by telephone on +55 11 2565-7907 or by email at [datawise@b3.com.br](mailto:datawise@b3.com.br).

For further information about the contracting process, please refer to the DATAWISE Commercial Policy available at [www.b3.com.br/datawise](http://www.b3.com.br/datawise)

## 7 SERVICE TEAMS

Take a major step and optimize your decision making. Explore our products. If you have any query, talk to our team.

### ***Any query? Talk to us***

*DATAWISE Sale:* [produtosdedados@b3.com.br](mailto:produtosdedados@b3.com.br)

*Contracting:* [contratacao@b3.com.br](mailto:contratacao@b3.com.br)

*Technical Support:* [dataservices@b3.com.br](mailto:dataservices@b3.com.br)